


## Patch panel KOMPAKT, Category 6, 24xRJ45/u

P/N: 606059

1  
Gigabit


Cat.6

250  
MHz




Strip approximately 75 mm of the cable jacket and separate wires into 4 pairs.

Follow the IDC colour-code for T568A or T568B wiring and set pairs into proper position.



Punch down wires with impact tool.



Use the cable tie to manage these cables, then complete the installation.