


Keystone Jack, Category 6, RJ45/s


P/N: KEJ-C6-S-TL

1
Gigabit**Cat.6****250**
MHz


Strip the cable for minimum 75 mm, pull the foil or braided shield back over the jacket and wrap the drain wire around the shield.
NOTE: IDC is suitable for 22-26 AWG wires.



Insert the wires into the cap through the hole.




Lay the wires to their correct positions based on the color code (T568A/T568B).




Cut the excess wires off. The tips of the wires should protrude no more than 0,5 mm.



Put the cap on the IDC tower. The arrows on the jack and the cap should face the same direction. Put the cap into the position.



Close the jaw until it clicks into place.



Fix the cable tie to the shielding lug.